

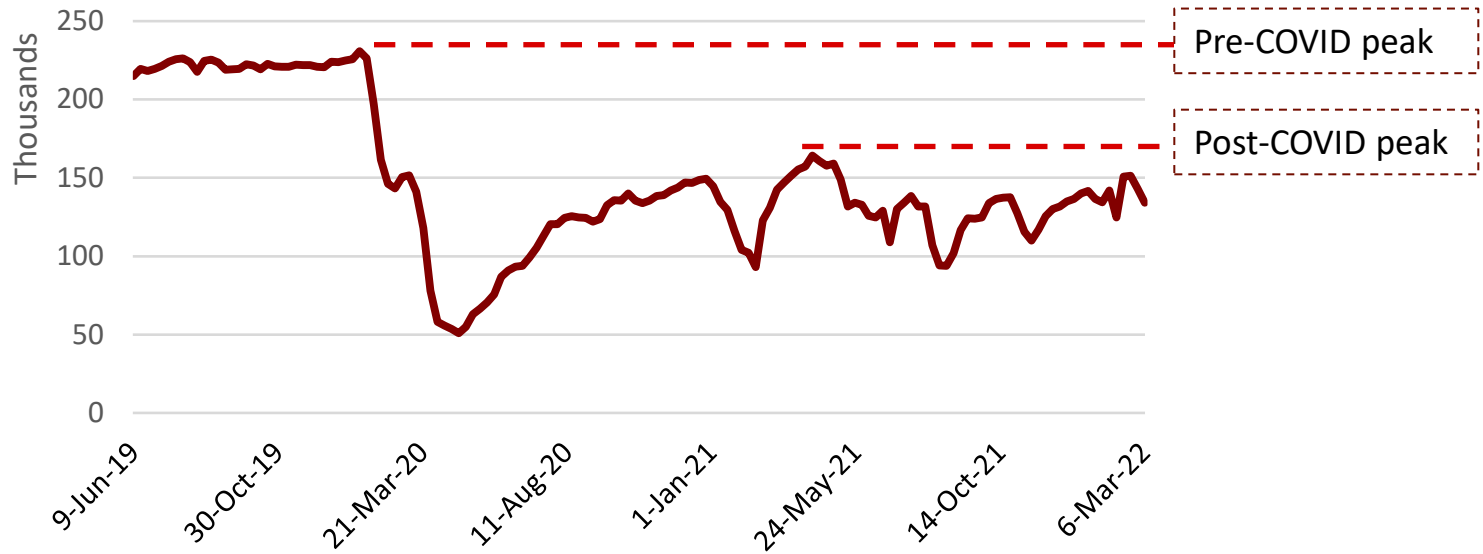
AEROSPACE CHARTBOOK – WEEKLY APAC DEPARTURES

Mar 2022

KEY HIGHLIGHTS

Key Highlights

Departures - APAC Total



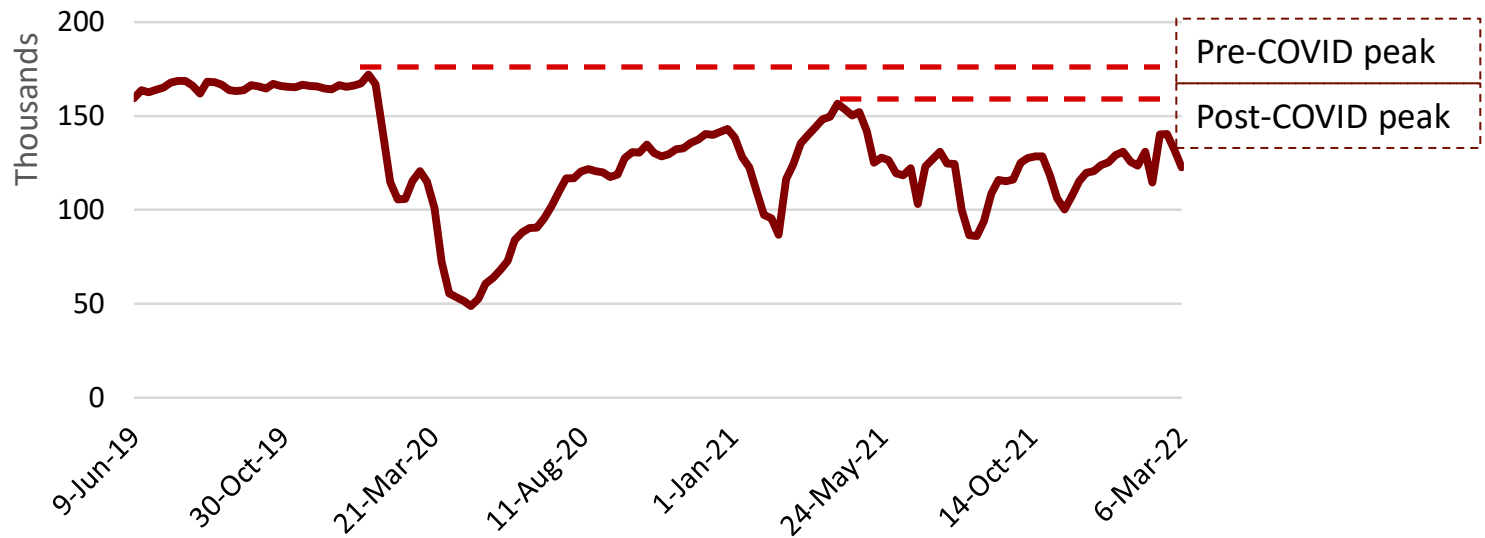
Source: Silk Road Research, Flightstats by Cirium

Note: Data consists of departures from 1,237 airports across APAC region

Total APAC departures -42% vs. pre-COVID levels, down vs. -34% two weeks ago and -18% vs. post-COVID peak (Apr-21)

Key Highlights

Departures - APAC Domestic



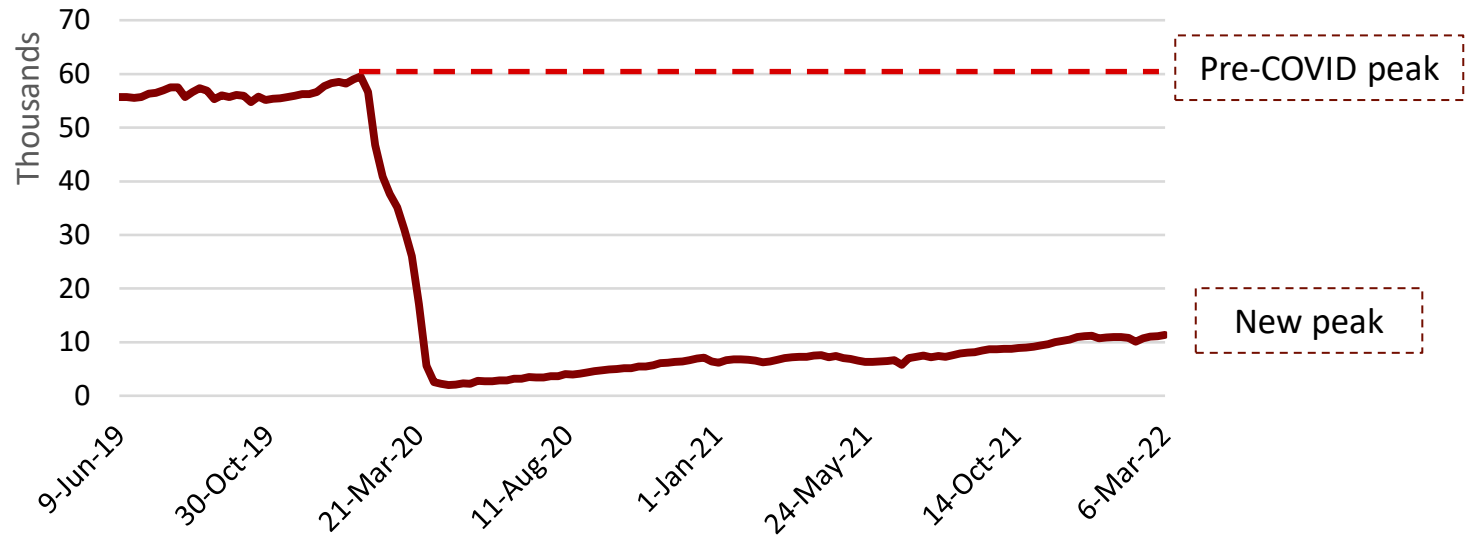
Source: Silk Road Research, Flightstats by Cirium

Notes: Data consists of departures from 1196 airports across APAC region

Total APAC domestic departures -27% vs. pre-COVID peak, down vs. -17% two weeks ago and -22% vs. post-COVID peak (Apr-21)

Key Highlights

Departures - APAC International



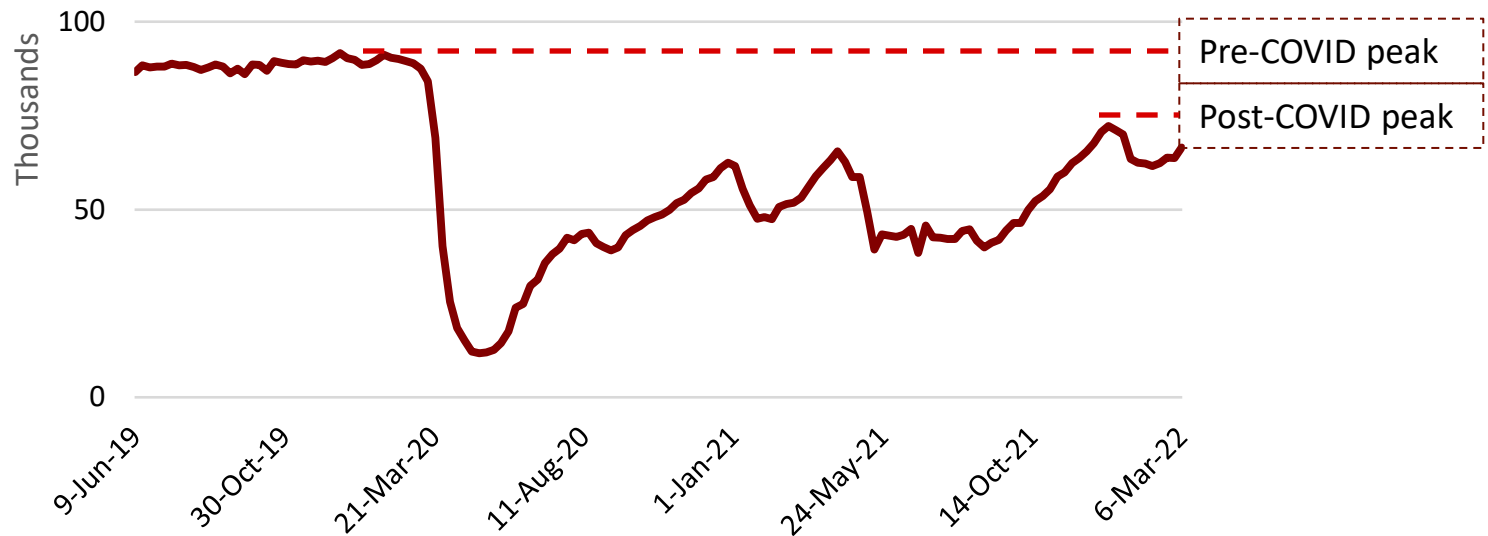
Source: Silk Road Research, Flightstats by Cirium

Notes: Data consists of departures from 414 airports across APAC region

Total APAC international departures -81% vs. pre-COVID peak, flat vs. -81% two weeks ago and reaching new peak levels post-COVID (Mar-22)

Key Highlights

Departures - APAC ex-China



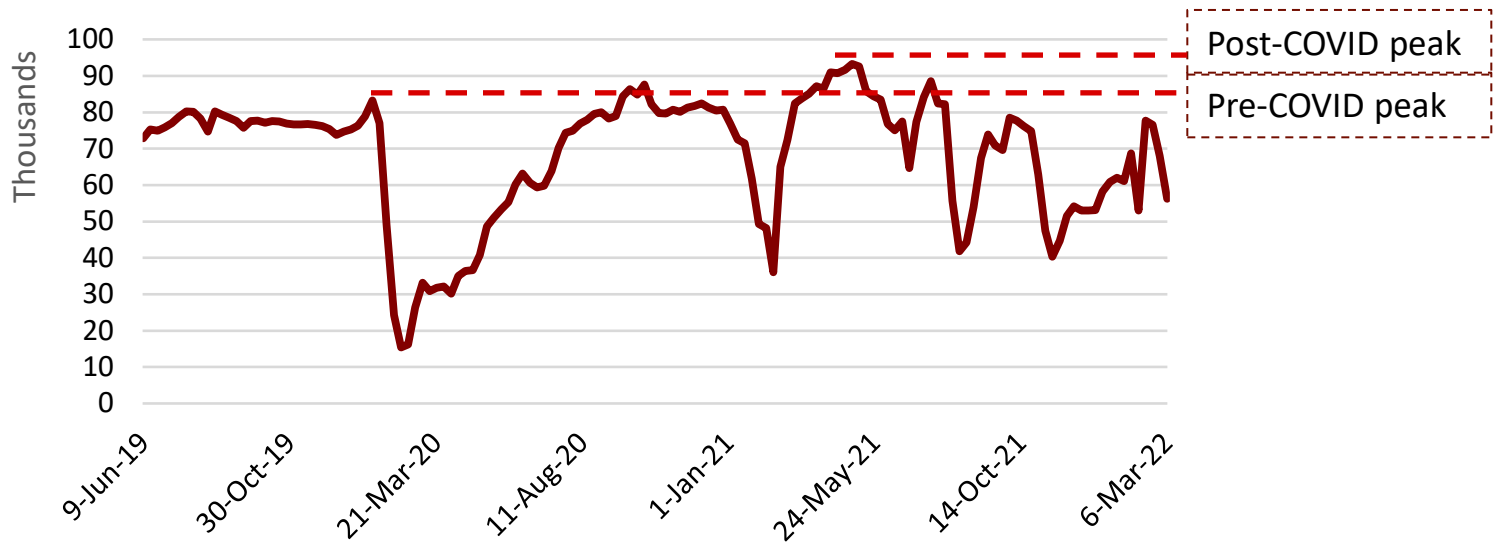
Source: Silk Road Research, Flightstats by Cirium

Notes: Data consists of departures from 954 airports across APAC region

Total APAC ex-China departures -27% vs. pre-COVID peak, up vs. -30% two weeks ago and -8% vs. post-COVID peak (Dec-21)

Key Highlights

Departures - China Domestic



Source: Silk Road Research, Flightstats by Cirium

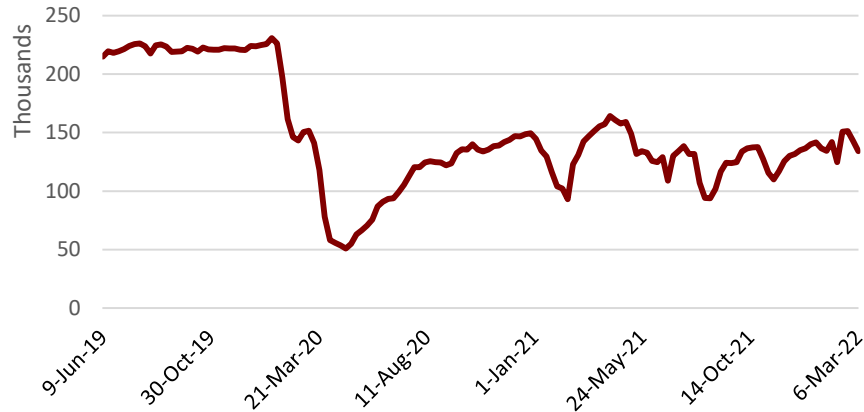
Note: Data consists of departures from 242 airports across China

Total China domestic departures -30% vs. pre-COVID peak, down vs. -5% two weeks ago and -40% vs. post-COVID peak (May-21)

APAC DEPARTURES

APAC Departures – Total

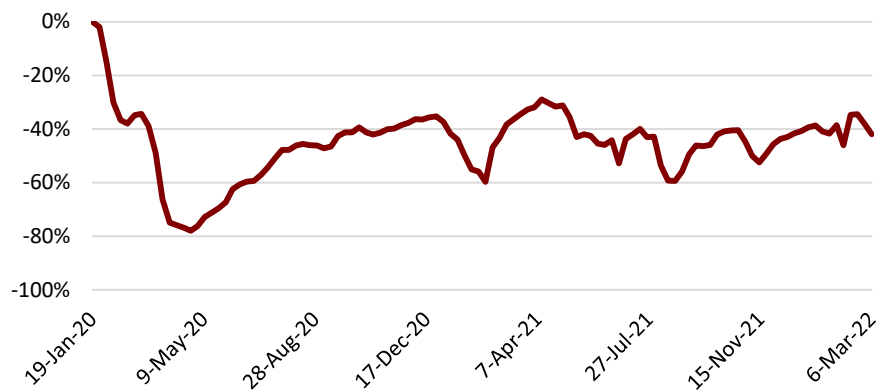
Departures - APAC Total



Source: Silk Road Research, Flightstats by Cirium

Note: Data consists of departures from 1,237 airports across APAC region

Departures - APAC Total (% change vs. pre-COVID peak)



Source: Silk Road Research, Flightstats by Cirium

- Four-week trend: **Declining**
- % change vs. pre-COVID peak: -42%
- % change vs. post-COVID peak: -18%

APAC Departures – Domestic

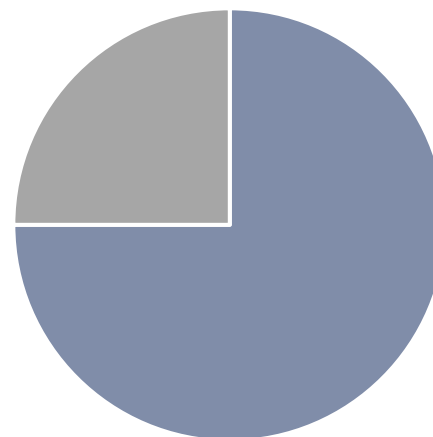
Departures - APAC Domestic



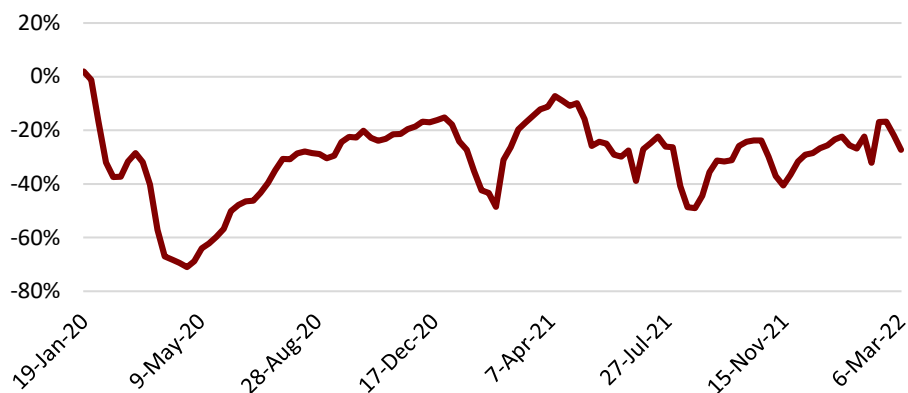
Source: Silk Road Research, Flightstats by Cirium

Notes: Data consists of departures from 1196 airports across APAC region

75% of APAC Total
(Pre-COVID)



Departures - APAC Domestic (% change vs. pre-COVID peak)



Source: Silk Road Research, Flightstats by Cirium

- Four-week trend: **Declining**
- % change vs. pre-COVID peak: -27%
- % change vs. post-COVID peak: -22%
- Current share: 92% of APAC Total

APAC Departures – International

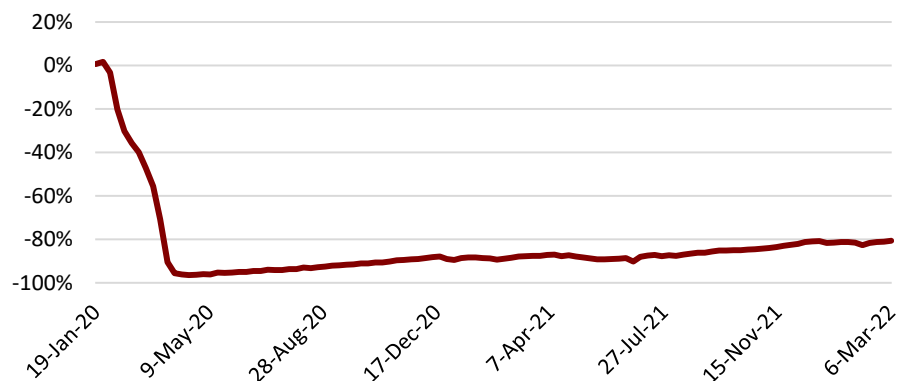
Departures - APAC International



Source: Silk Road Research, Flightstats by Cirium

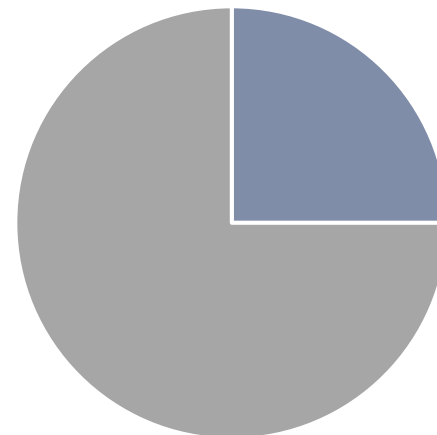
Notes: Data consists of departures from 414 airports across APAC region

Departures - APAC International (% change vs. pre-COVID peak)



Source: Silk Road Research, Flightstats by Cirium

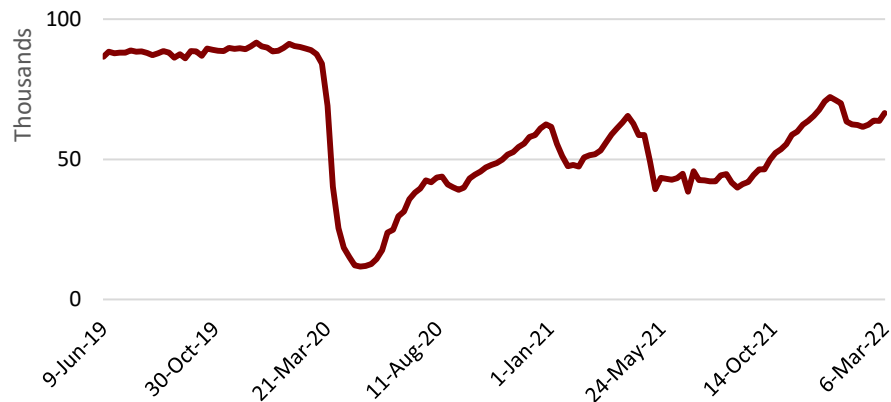
25% of APAC Total
(Pre-COVID)



- Four-week trend: **Improving**
- % change vs. pre-COVID peak: -81%
- % change vs. post-COVID peak: New Peak
- Current share: 8% of APAC Total

APAC Departures – Total ex-China

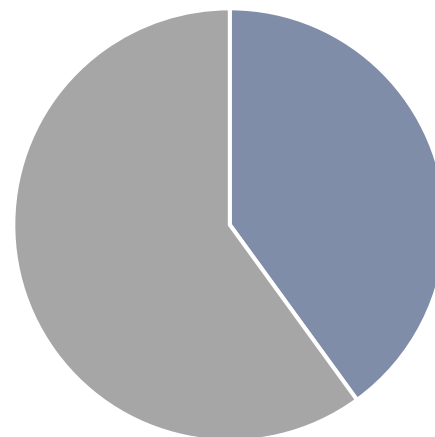
Departures - APAC ex-China



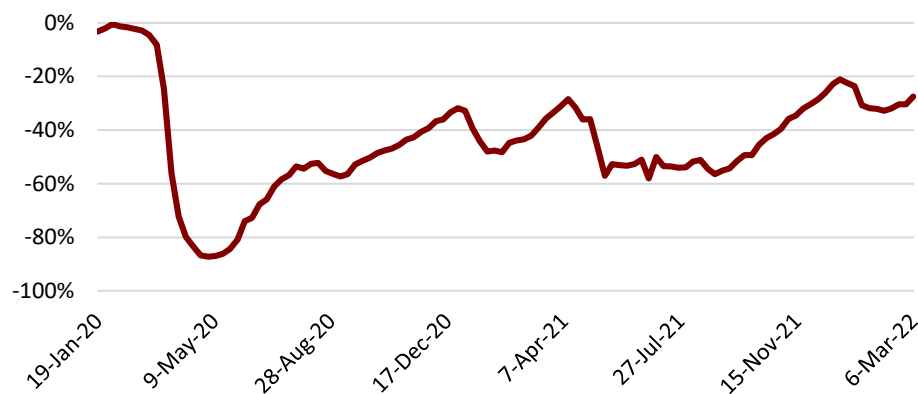
Source: Silk Road Research, Flightstats by Cirium

Notes: Data consists of departures from 954 airports across APAC region

40% of APAC Total
(Pre-COVID)



Departures - APAC ex-China (% change vs. pre-COVID peak)



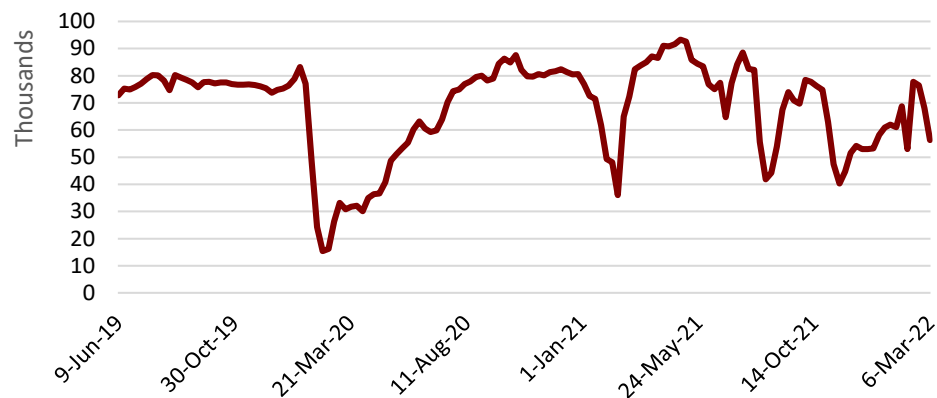
Source: Silk Road Research, Flightstats by Cirium

- Four-week trend: **Improving**
- % change vs. pre-COVID peak: -27%
- % change vs. post-COVID peak: -8%
- Current share: 50% of APAC Total

DOMESTIC DEPARTURES – SELECT COUNTRIES

Domestic Departures – China

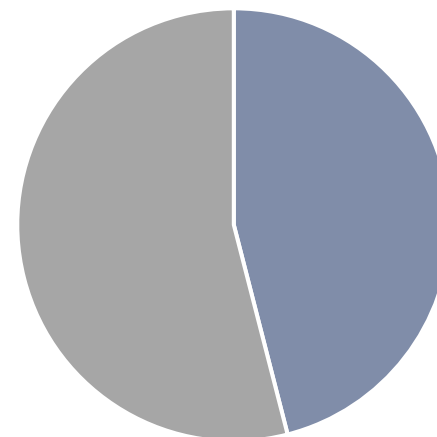
Departures - China Domestic



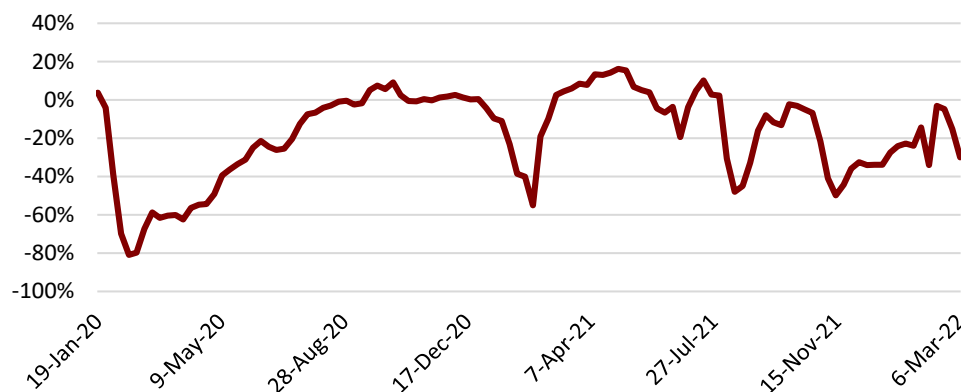
Source: Silk Road Research, Flightstats by Cirium

Note: Data consists of departures from 242 airports across China

46% of APAC Domestic
(Pre-COVID)



Departures - China Domestic (% change vs. pre-COVID peak)

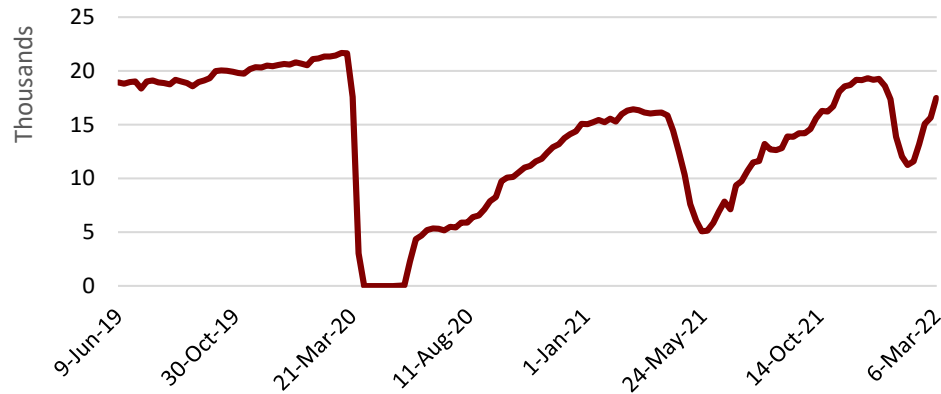


Source: Silk Road Research, Flightstats by Cirium

- Four-week trend: **Declining**
- % change vs. pre-COVID peak: -30%
- % change vs. post-COVID peak: -40%
- Current share: 46% of APAC Domestic

Domestic Departures – India

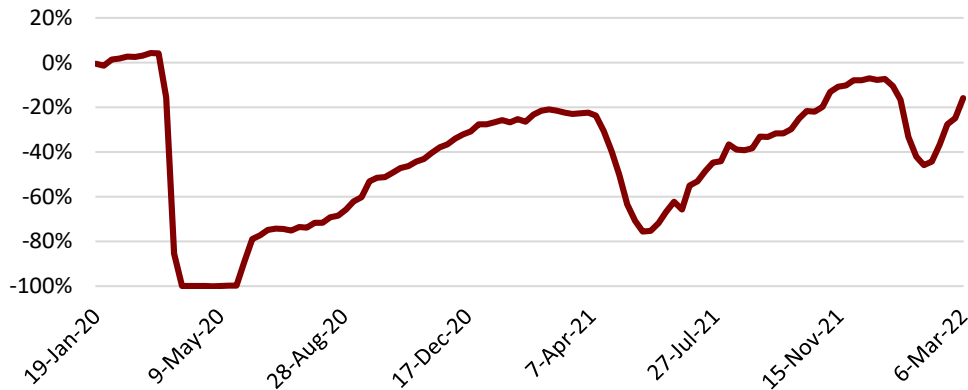
Departures - India Domestic



Source: Silk Road Research, Flightstats by Cirium

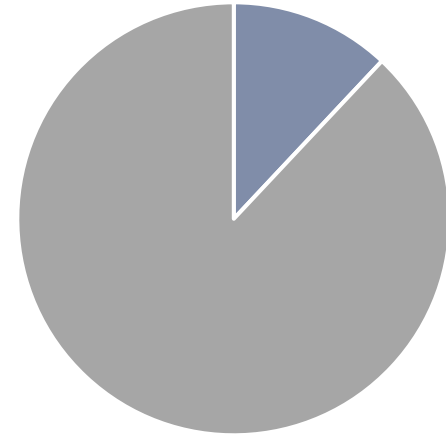
Note: Data consists of departures from 105 airports across India

Departures - India Domestic (% change vs. pre-COVID peak)



Source: Silk Road Research, Flightstats by Cirium

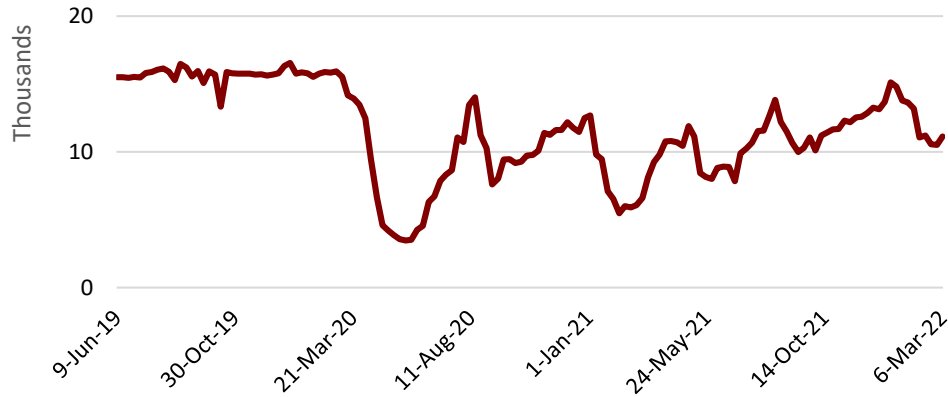
12% of APAC Domestic
(Pre-COVID)



- Four-week trend: **Improving**
- % change vs. pre-COVID peak: -16%
- % change vs. post-COVID peak: -9%
- Current share: 14% of APAC Domestic

Domestic Departures – Japan

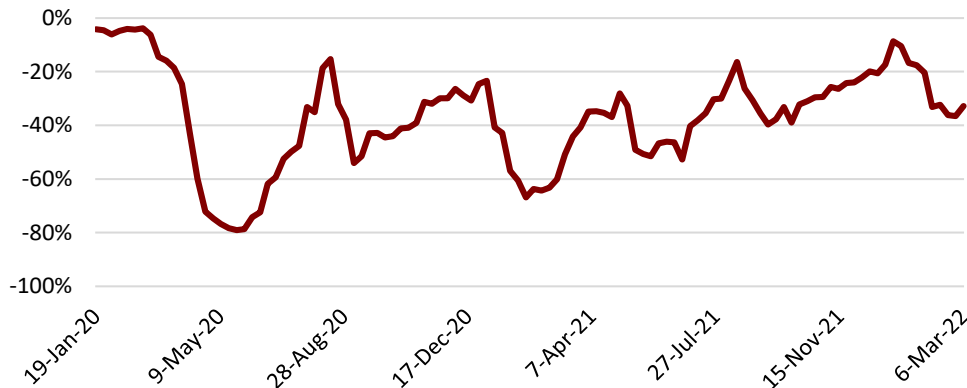
Departures - Japan Domestic



Source: Silk Road Research, Flightstats by Cirium

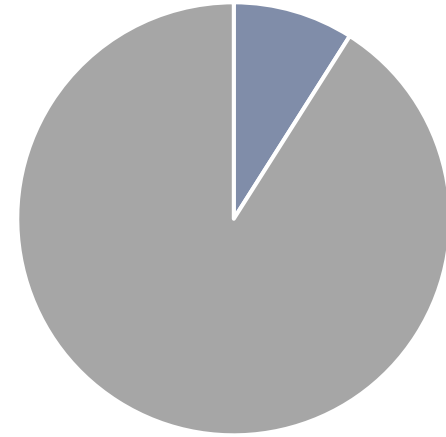
Note: Data consists of departures from 81 airports across Japan

Departures - Japan Domestic (% change vs. pre-COVID peak)



Source: Silk Road Research, Flightstats by Cirium

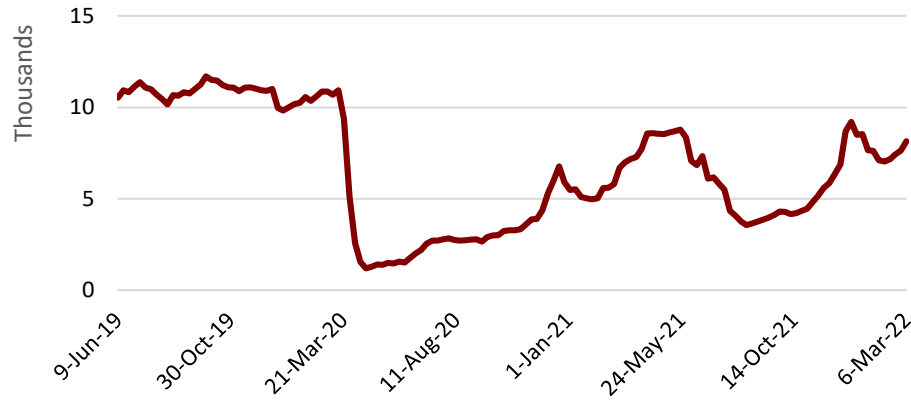
9% of APAC Domestic
(Pre-COVID)



- Four-week trend: **Flat**
- % change vs. pre-COVID peak: -33%
- % change vs. post-COVID peak: -26%
- Current share: 9% of APAC Domestic

Domestic Departures – Australia

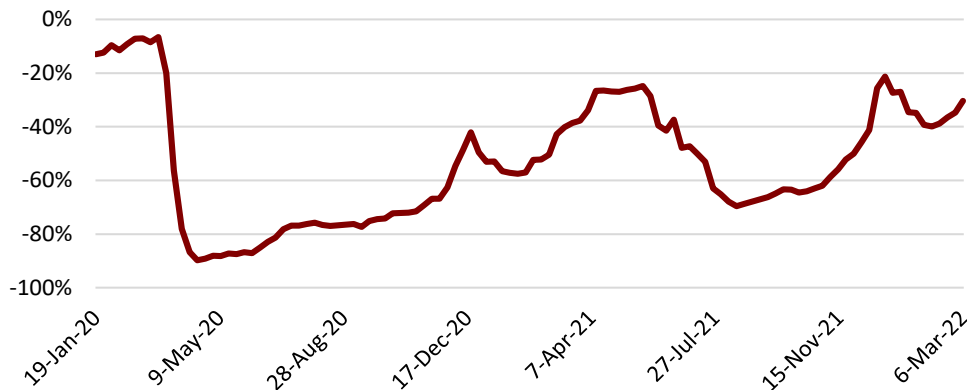
Departures - Australia Domestic



Source: Silk Road Research, Flightstats by Cirium

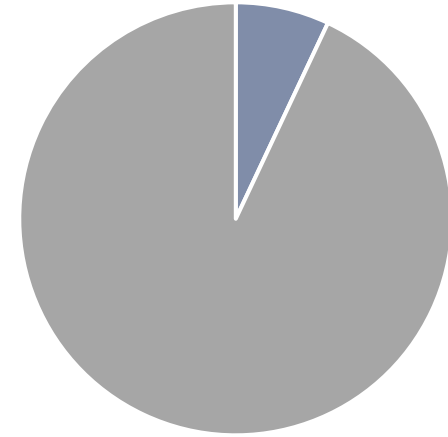
Note: Data consists of departures from 160 airports across Australia

Departures - Australia Domestic (% change vs. pre-COVID peak)



Source: Silk Road Research, Flightstats by Cirium

7% of APAC Domestic
(Pre-COVID)



- Four-week trend: **Improving**
- % change vs. pre-COVID peak: -30%
- % change vs. post-COVID peak: -12%
- Current share: 7% of APAC Domestic

Domestic Departures – Philippines

Departures - Philippines Domestic



Source: Silk Road Research, Flightstats by Cirium

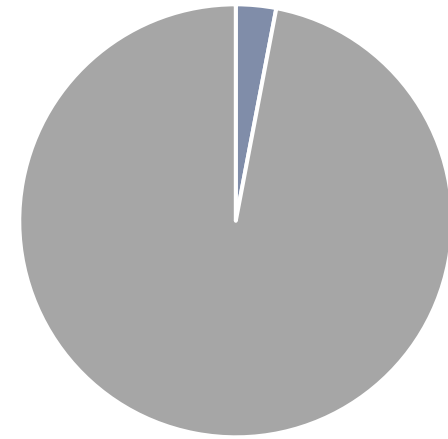
Note: Data consists of departures from 42 airports across Philippines

Departures - Philippines Domestic (% change vs. pre-COVID peak)



Source: Silk Road Research, Flightstats by Cirium

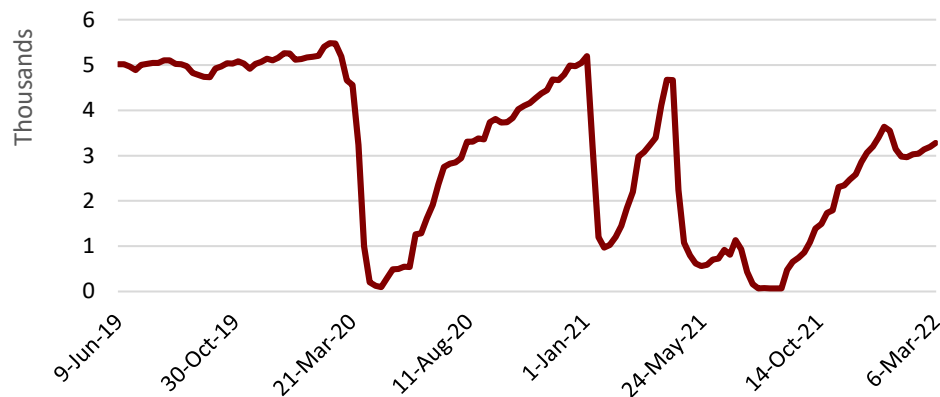
3% of APAC Domestic
(Pre-COVID)



- Four-week trend: **Improving**
- % change vs. pre-COVID peak: -48%
- % change vs. post-COVID peak: New Peak
- Current share: 2% of APAC Domestic

Domestic Departures – Thailand

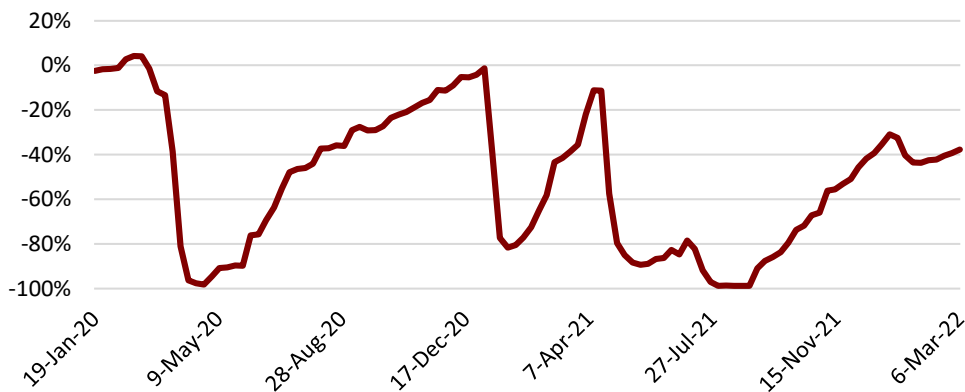
Departures - Thailand Domestic



Source: Silk Road Research, Flightstats by Cirium

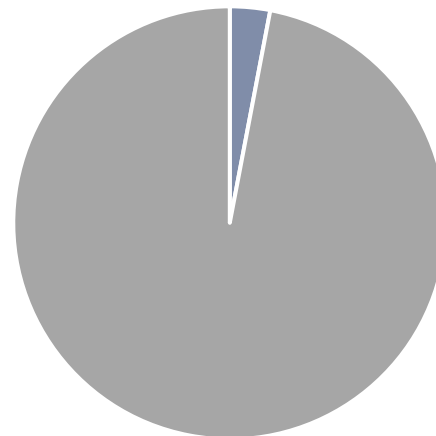
Note: Data consists of departures from 32 airports across Thailand

Departures - Thailand Domestic (% change vs. pre-COVID peak)



Source: Silk Road Research, Flightstats by Cirium

3% of APAC Domestic
(Pre-COVID)

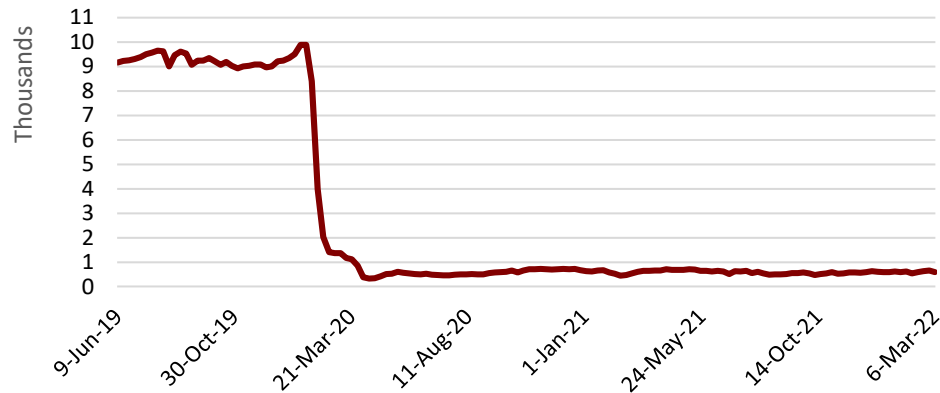


- Four-week trend: **Improving**
- % change vs. pre-COVID peak: -38%
- % change vs. post-COVID peak: -37%
- Current share: 3% of APAC Domestic

INTERNATIONAL DEPARTURES – SELECT COUNTRIES

International Departures – China

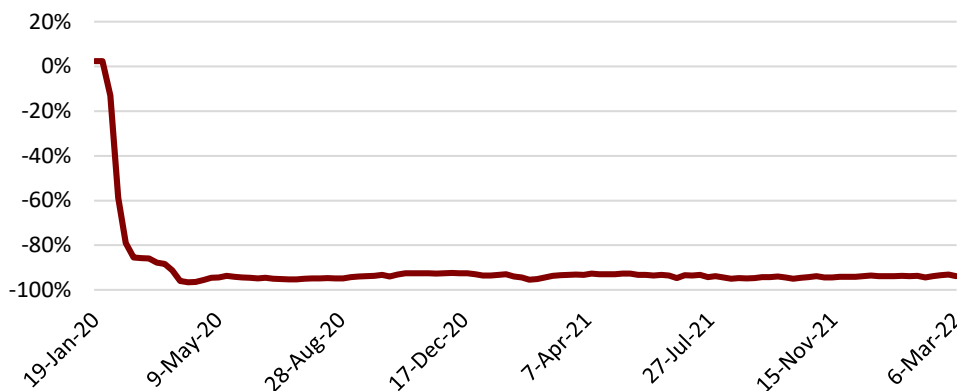
Departures - China International



Source: Silk Road Research, Flightstats by Cirium

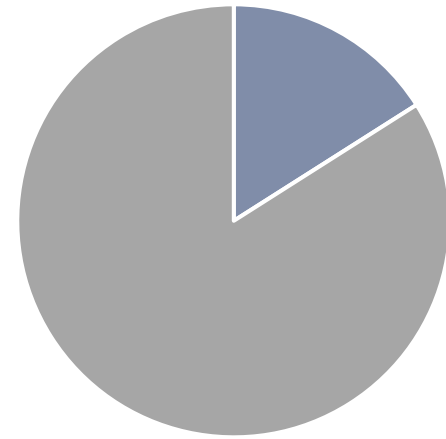
Note: Data consists of departures from

Departures - China International (% change vs. pre-COVID peak)



Source: Silk Road Research, Flightstats by Cirium

16% of APAC Int'l
(Pre-COVID)



- Four-week trend: **Flat**
- % change vs. pre-COVID peak: -94%
- % change vs. post-COVID peak: -31%
- Current share: 5% of APAC Int'l

International Departures – Japan

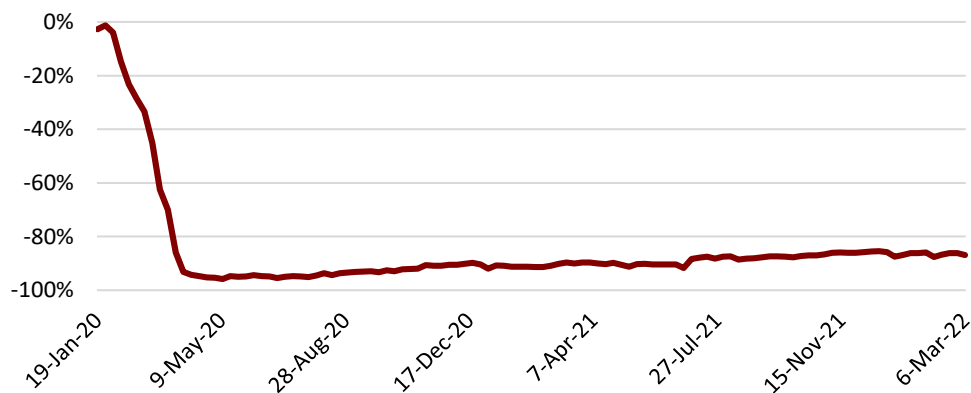
Departures - Japan International



Source: Silk Road Research, Flightstats by Cirium

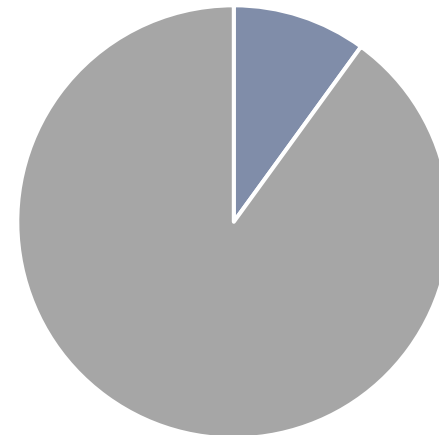
Note: Data consists of departures from 42 airports across Japan

Departures - Japan International (% change vs. pre-COVID peak)



Source: Silk Road Research, Flightstats by Cirium

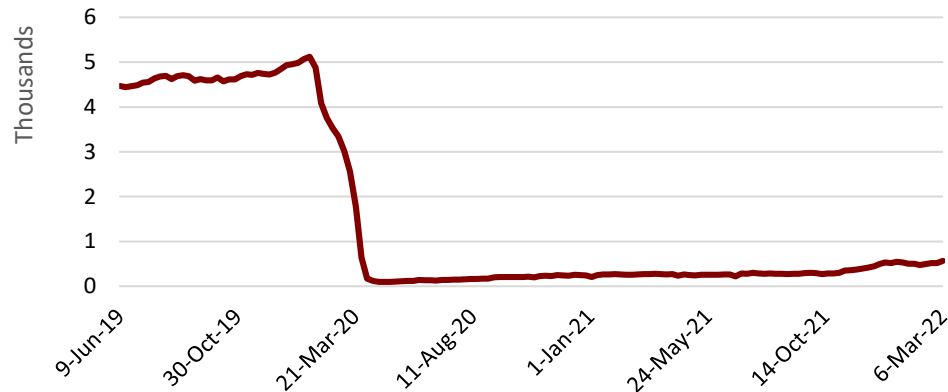
10% of APAC Int'l
(Pre-COVID)



- Four-week trend: **Flat**
- % change vs. pre-COVID peak: -87%
- % change vs. post-COVID peak: -10%
- Current share: 7% of APAC Int'l

International Departures – Thailand

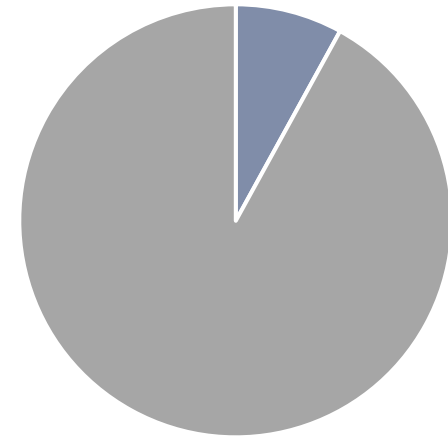
Departures - Thailand International



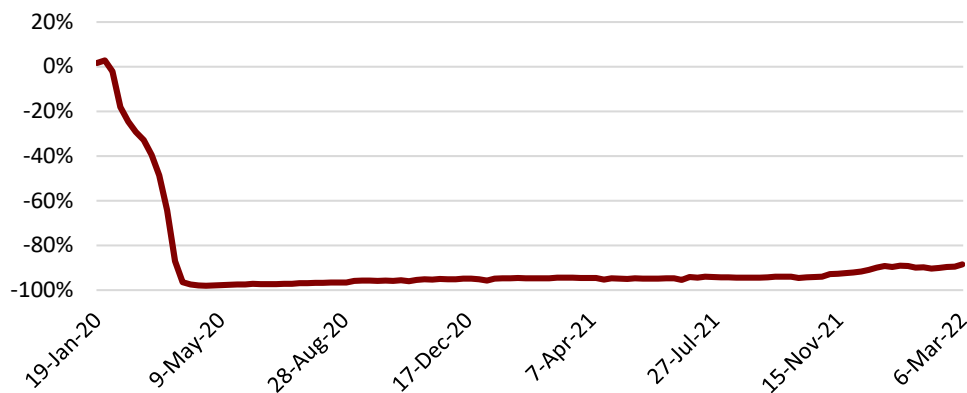
Source: Silk Road Research, Flightstats by Cirium

Note: Data consists of departures from 11 airports across Thailand

8% of APAC Int'l
(Pre-COVID)



Departures - Thailand International (% change vs. pre-COVID peak)

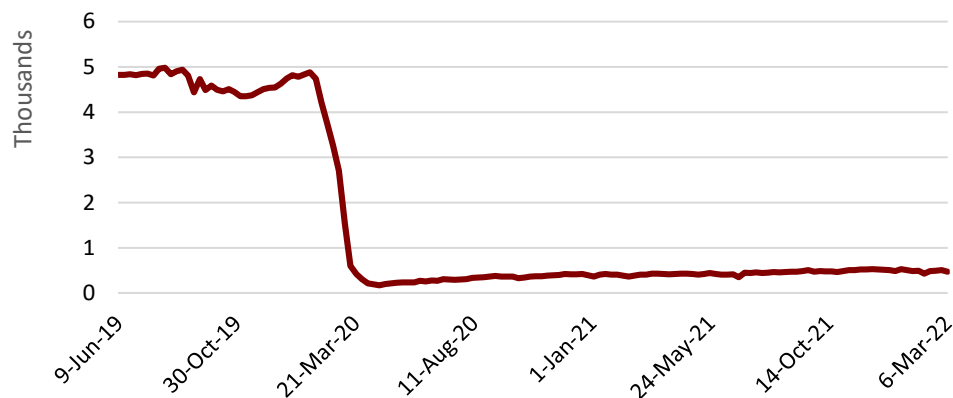


Source: Silk Road Research, Flightstats by Cirium

- Four-week trend: **Improving**
- % change vs. pre-COVID peak: -89%
- % change vs. post-COVID peak: New Peak
- Current share: 5% of APAC Int'l

International Departures – South Korea

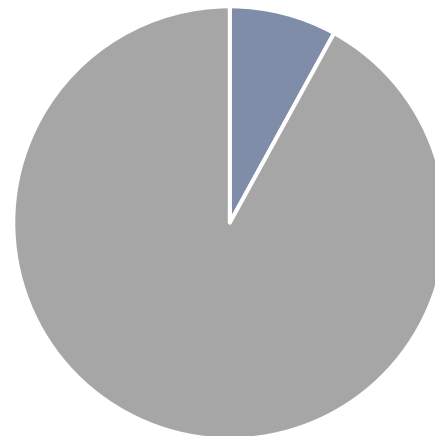
Departures - South Korea International



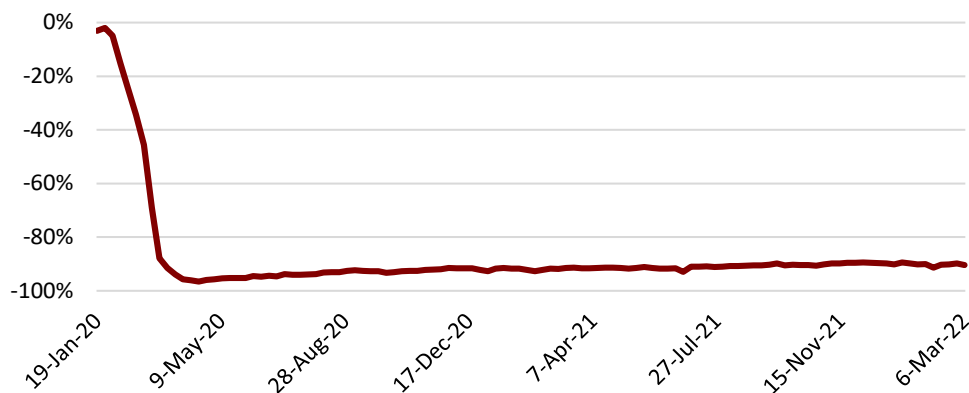
Source: Silk Road Research, Flightstats by Cirium

Note: Data consists of departures from 13 airports across South Korea

8% of APAC Int'l
(Pre-COVID)



Departures - South Korea International (% change vs. pre-COVID peak)

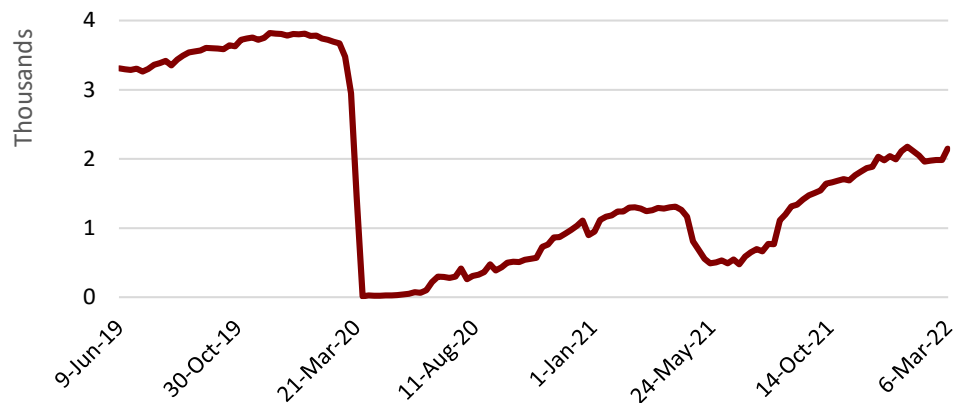


Source: Silk Road Research, Flightstats by Cirium

- Four-week trend: **Flat**
- % change vs. pre-COVID peak: -90%
- % change vs. post-COVID peak: -10%
- Current share: 4% of APAC Int'l

International Departures – India

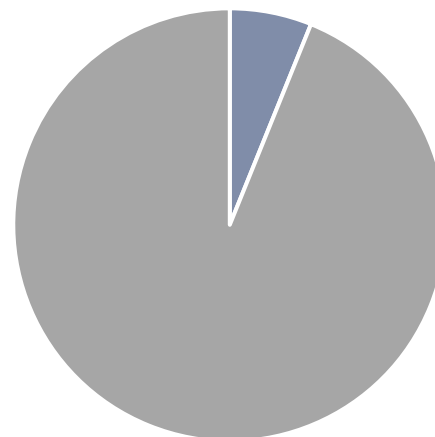
Departures - India International



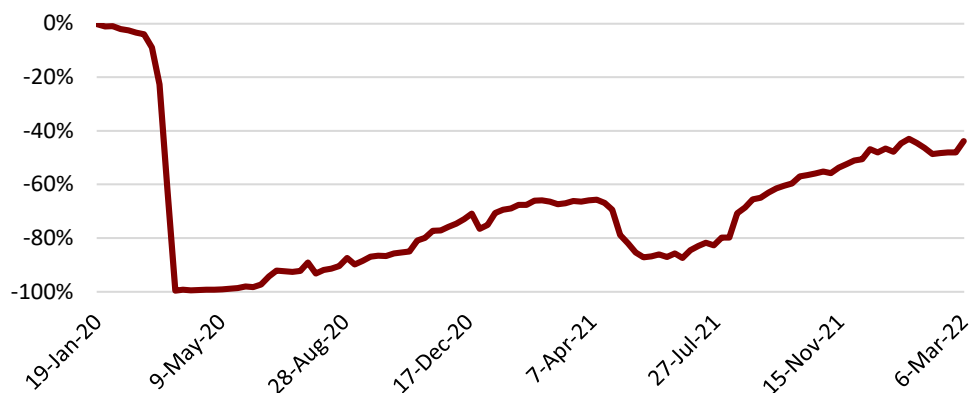
Source: Silk Road Research, Flightstats by Cirium

Note: Data consists of departures from 33 airports across India

6% of APAC Int'l
(Pre-COVID)



Departures - India International (% change vs. pre-COVID peak)

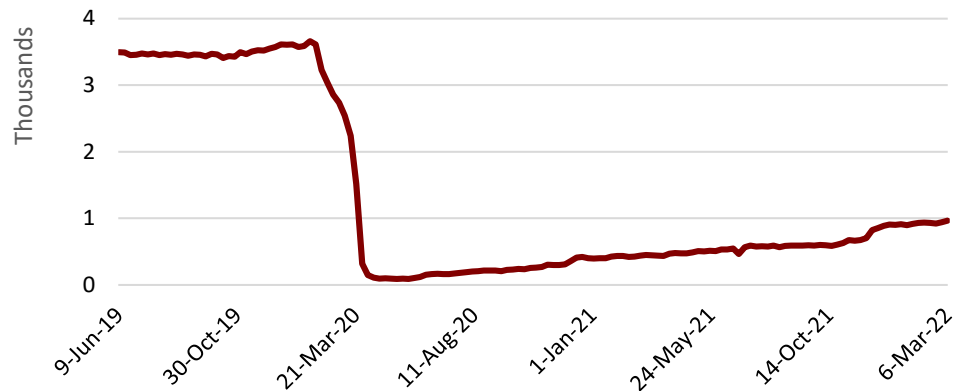


Source: Silk Road Research, Flightstats by Cirium

- Four-week trend: **Improving**
- % change vs. pre-COVID peak: -44%
- % change vs. post-COVID peak: -1%
- Current share: 19% of APAC Int'l

International Departures – Singapore

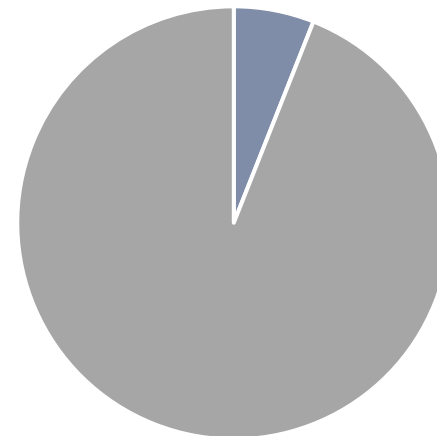
Departures - Singapore International



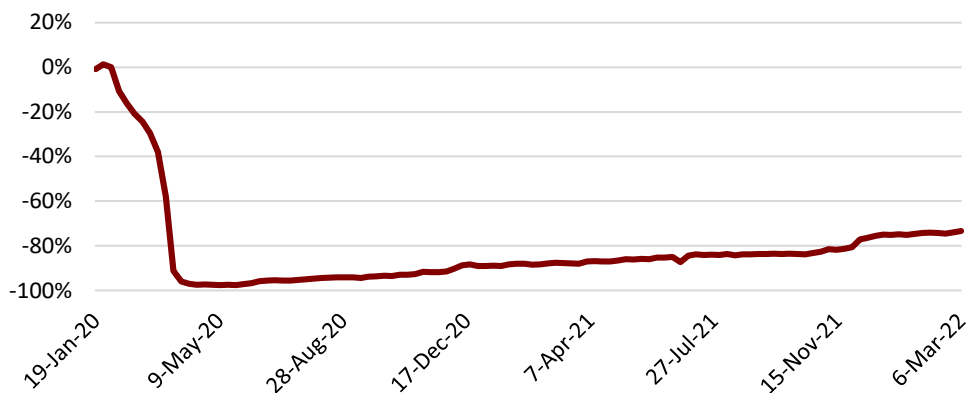
Source: Silk Road Research, Flightstats by Cirium

Note: Data consists of departures from Changi Airport, Singapore

6% of APAC Int'l
(Pre-COVID)



Departures - Singapore International (% change vs. pre-COVID peak)

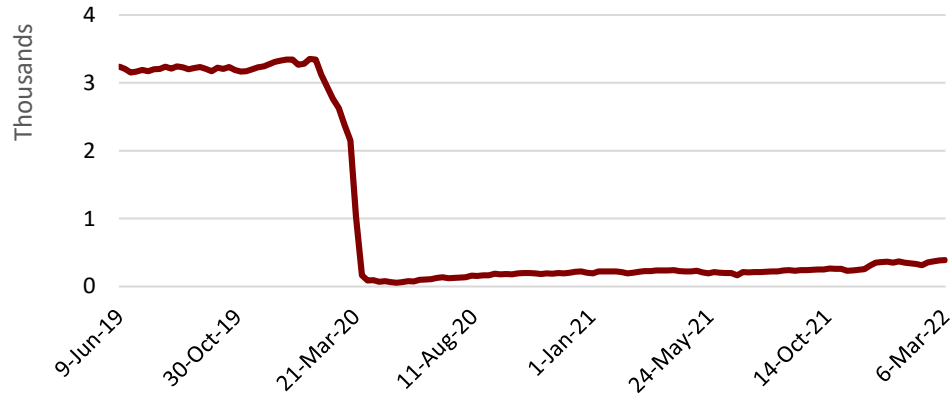


Source: Silk Road Research, Flightstats by Cirium

- Four-week trend: **Improving**
- % change vs. pre-COVID peak: -73%
- % change vs. post-COVID peak: New Peak
- Current share: 8% of APAC Int'l

International Departures – Malaysia

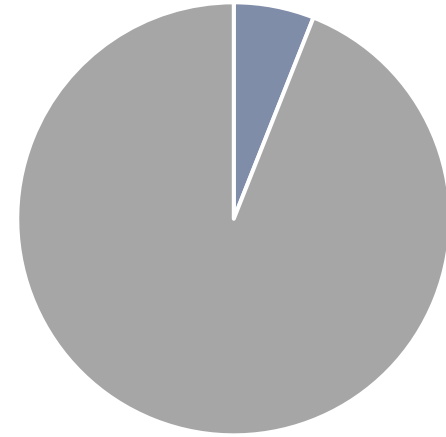
Departures - Malaysia International



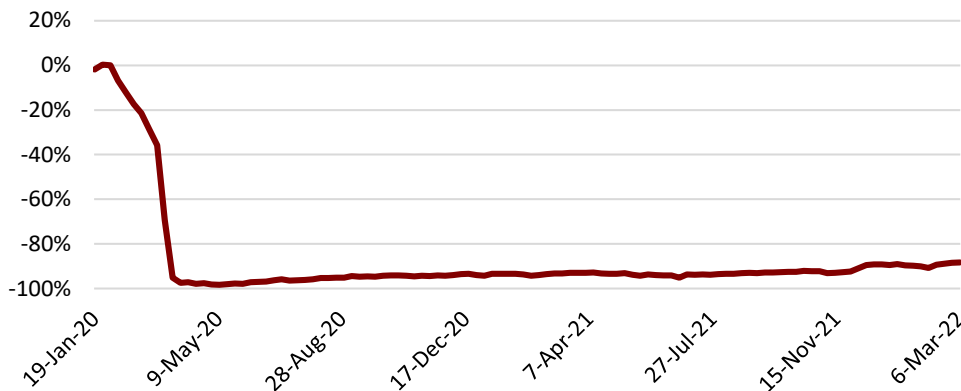
Source: Silk Road Research, Flightstats by Cirium

Note: Data consists of departures from 17 airports across Malaysia

6% of APAC Int'l
(Pre-COVID)



Departures - Malaysia International (% change vs. pre-COVID peak)

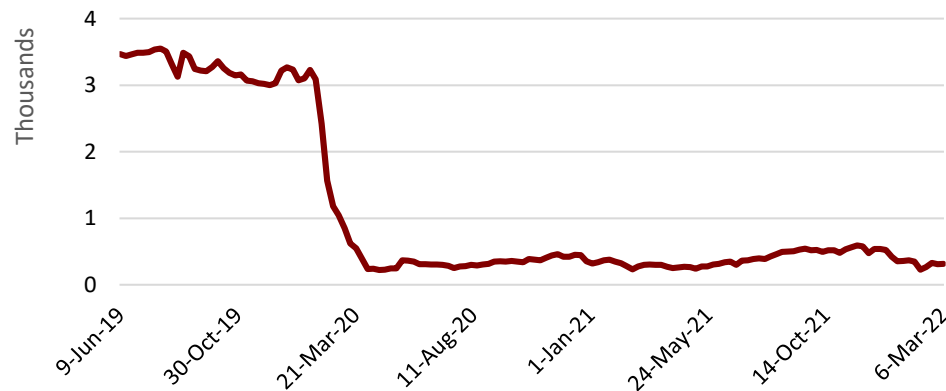


Source: Silk Road Research, Flightstats by Cirium

- Four-week trend: **Improving**
- % change vs. pre-COVID peak: -88%
- % change vs. post-COVID peak: New Peak
- Current share: 3% of APAC Int'l

International Departures – Hong Kong

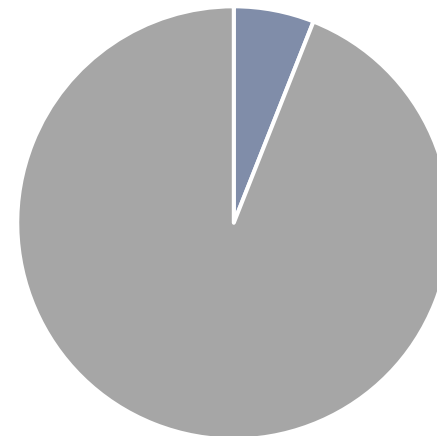
Departures - Hong Kong International



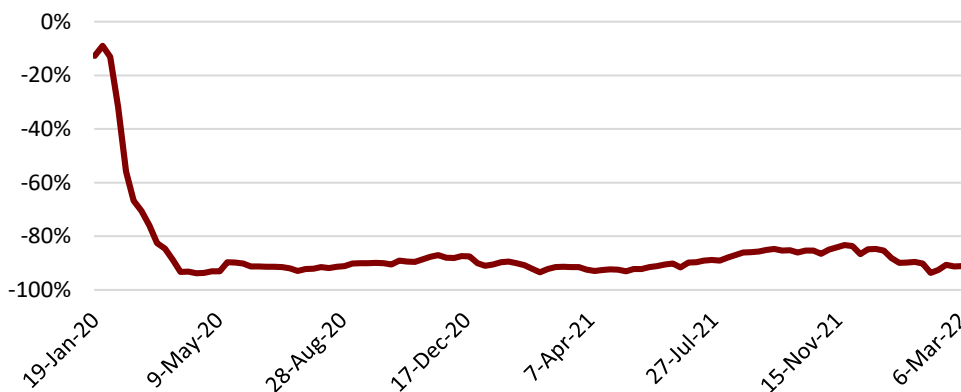
Source: Silk Road Research, Flightstats by Cirium

Note: Data consists of departures from Hong Kong International Airport

6% of APAC Int'l
(Pre-COVID)



Departures - Hong Kong International (% change vs. pre-COVID peak)

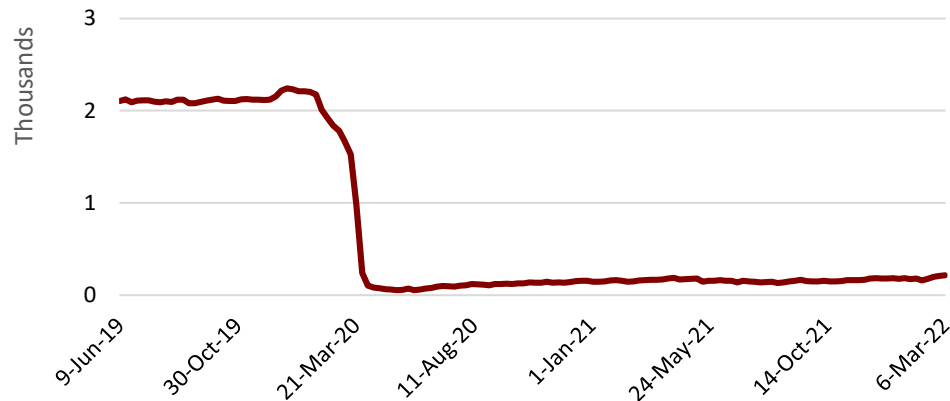


Source: Silk Road Research, Flightstats by Cirium

- Four-week trend: **Flat**
- % change vs. pre-COVID peak: -91%
- % change vs. post-COVID peak: -47%
- Current share: 3% of APAC Int'l

International Departures – Indonesia

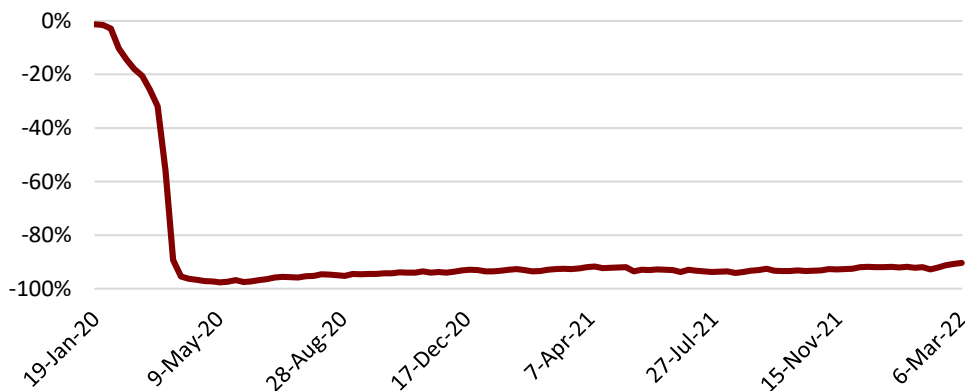
Departures - Indonesia International



Source: Silk Road Research, Flightstats by Cirium

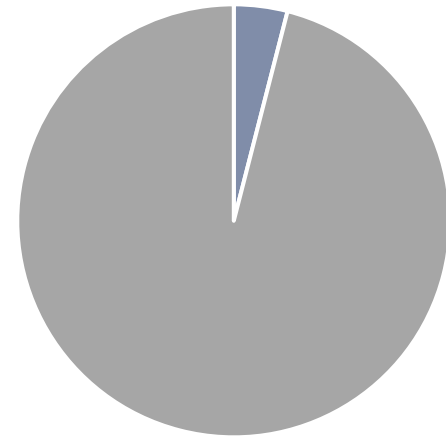
Note: Data consists of departures from 26 airports across Indonesia

Departures - Indonesia International (% change vs. pre-COVID peak)



Source: Silk Road Research, Flightstats by Cirium

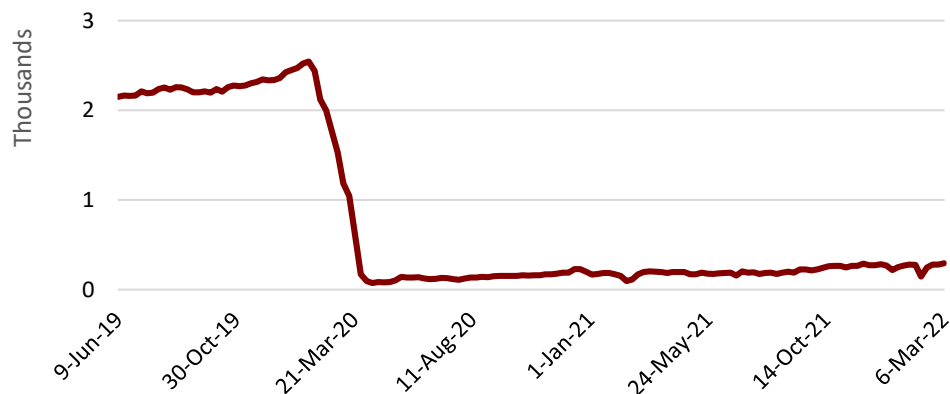
4% of APAC Int'l
(Pre-COVID)



- Four-week trend: **Improving**
- % change vs. pre-COVID peak: -91%
- % change vs. post-COVID peak: New Peak
- Current share: 2% of APAC Int'l

International Departures – Vietnam

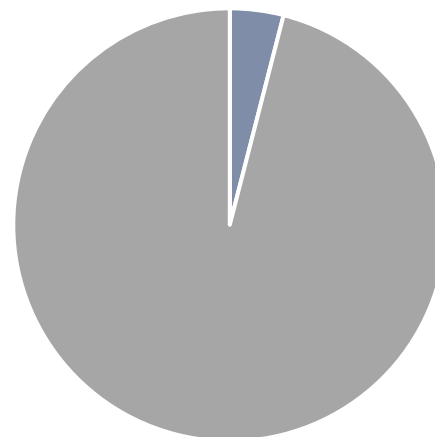
Departures - Vietnam International



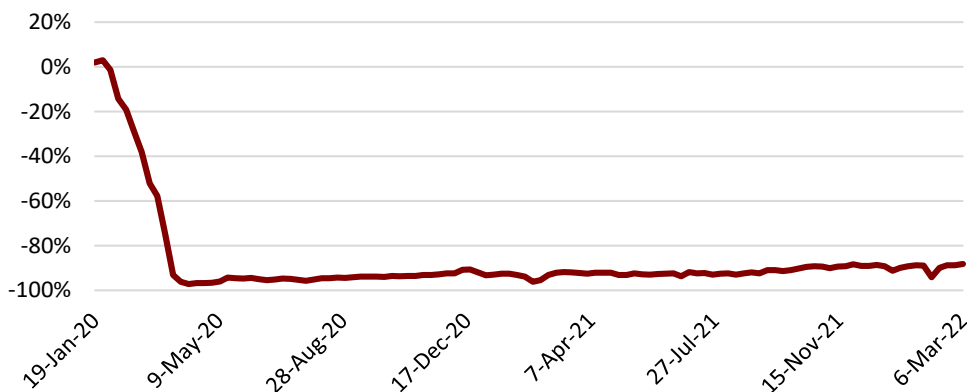
Source: Silk Road Research, Flightstats by Cirium

Note: Data consists of departures from 10 airports across Vietnam

4% of APAC Int'l
(Pre-COVID)



Departures - Vietnam International (% change vs. pre-COVID peak)

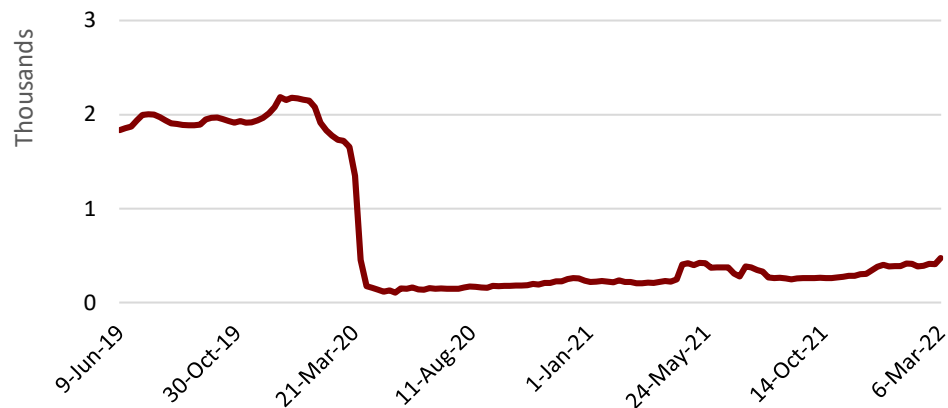


Source: Silk Road Research, Flightstats by Cirium

- Four-week trend: **Improving**
- % change vs. pre-COVID peak: -88%
- % change vs. post-COVID peak: New Peak
- Current share: 3% of APAC Int'l

International Departures – Australia

Departures - Australia International



Source: Silk Road Research, Flightstats by Cirium

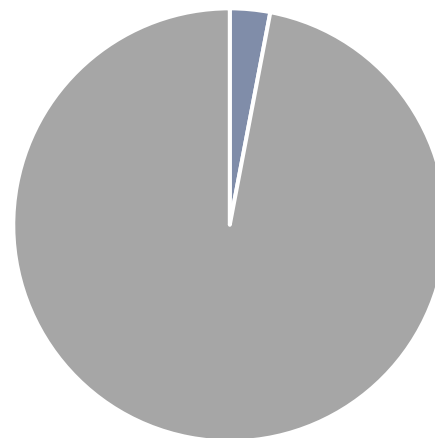
Note: Data consists of departures from 21 airports across Australia

Departures - Australia International (% change vs. pre-COVID peak)



Source: Silk Road Research, Flightstats by Cirium

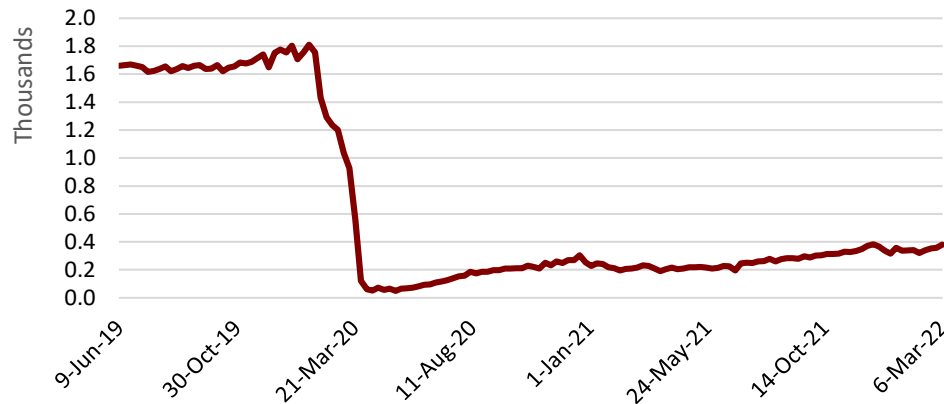
3% of APAC Int'l
(Pre-COVID)



- Four-week trend: **Improving**
- % change vs. pre-COVID peak: -78%
- % change vs. post-COVID peak: New Peak
- Current share: 4% of APAC Int'l

International Departures – Philippines

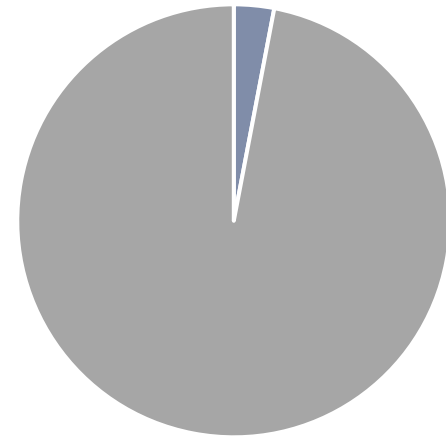
Departures - Philippines International



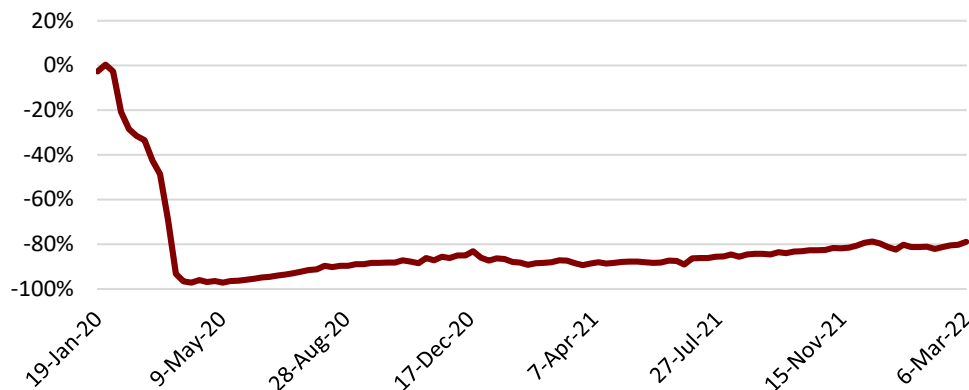
Source: Silk Road Research, Flightstats by Cirium

Note: Data consists of departures from 9 airports across Philippines

3% of APAC Int'l
(Pre-COVID)



Departures - Philippines International (% change vs. pre-COVID peak)

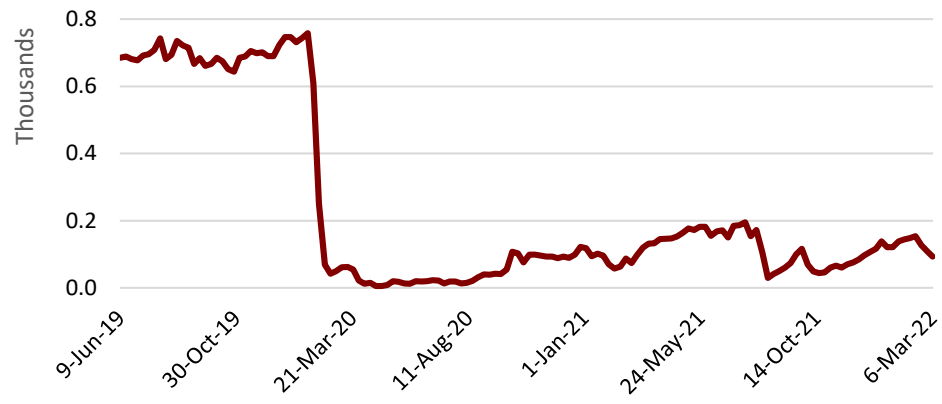


Source: Silk Road Research, Flightstats by Cirium

- Four-week trend: **Improving**
- % change vs. pre-COVID peak: -79%
- % change vs. post-COVID peak: -1%
- Current share: 3% of APAC Int'l

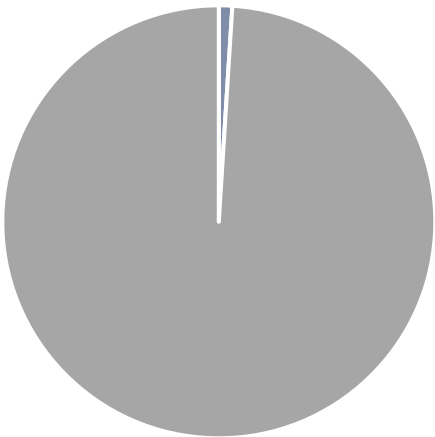
International Departures – Macau

Departures - Macau International

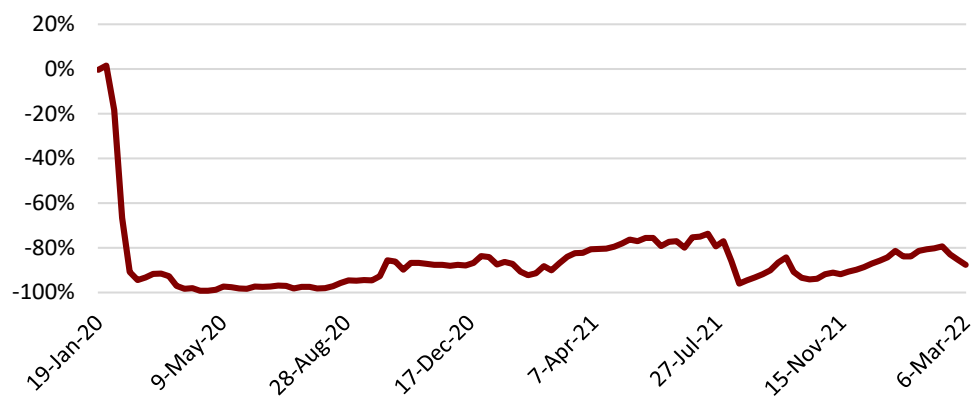


Source: Silk Road Research, Flightstats by Cirium
Note: Data consists of departures from Macau International Airport

1% of APAC Int'l
(Pre-COVID)



Departures - Macau International (% change vs. pre-COVID peak)



Source: Silk Road Research, Flightstats by Cirium

- Four-week trend: **Declining**
- % change vs. pre-COVID peak: -88%
- % change vs. post-COVID peak: -53%
- Current share: 1% of APAC Int'l

BORDER RESTRICTIONS

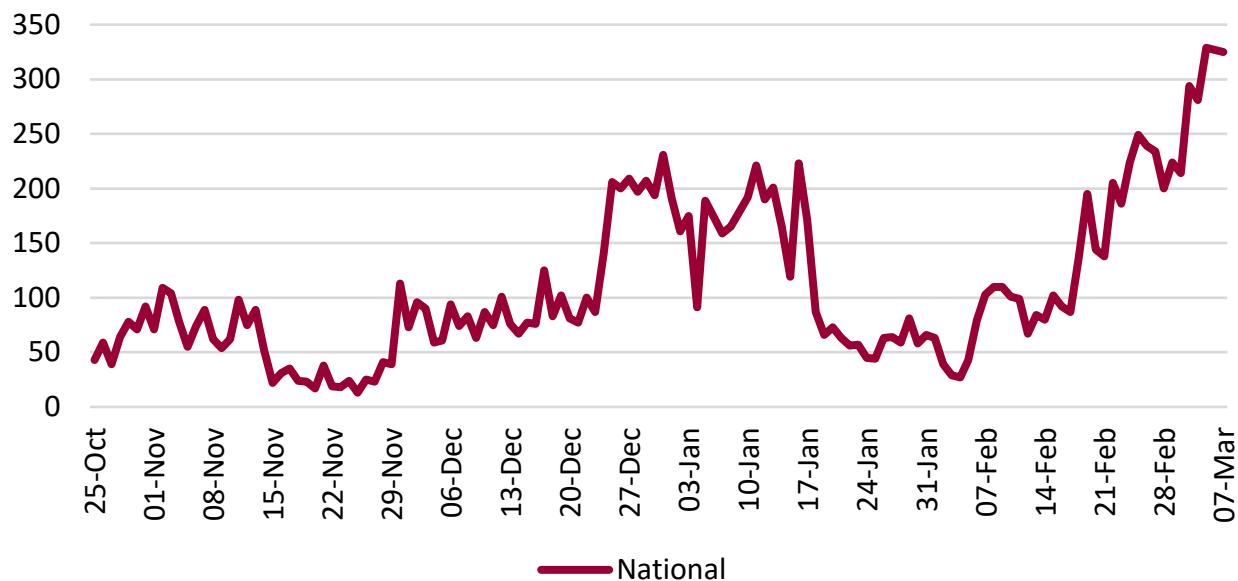
Border Restrictions

Select Region	Open	Partially Open	Closed
Australia	X		
Malaysia	X*		
Philippines	X		
Hong Kong		X	
India		X	
Indonesia		X	
Japan		X	
Singapore		X	
South Korea		X	
Thailand		X	
China			X
Macau			X

**from 1 Apr 2022*

COVID-19 CASES – SELECT COUNTRIES

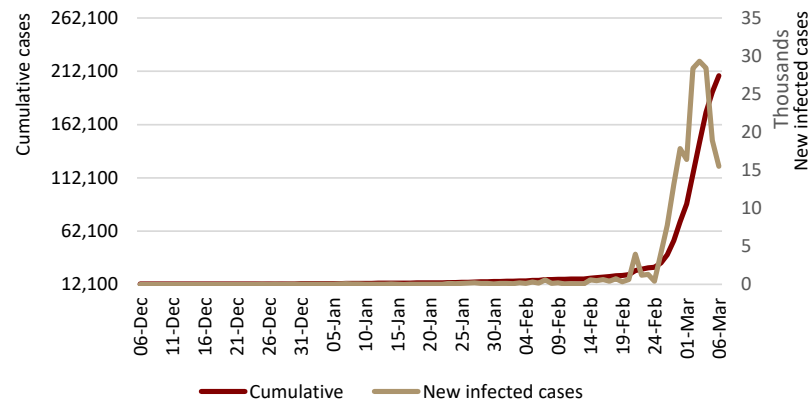
China COVID-19 - New Cases



Source: Silk Road Research, Dingxiangyuan

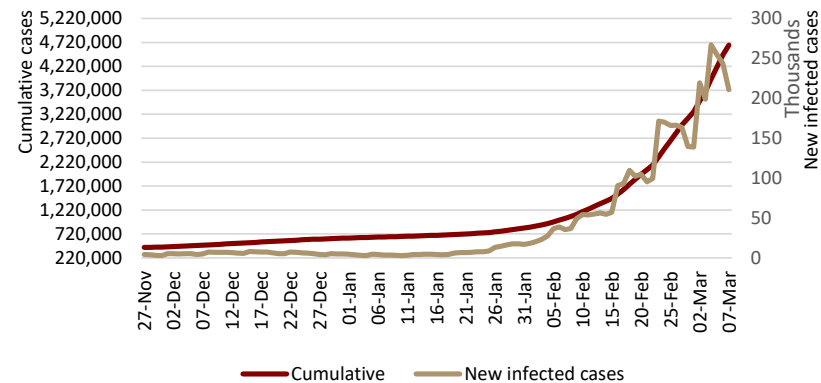
COVID-19 Cases

Hong Kong COVID-19 - New Cases



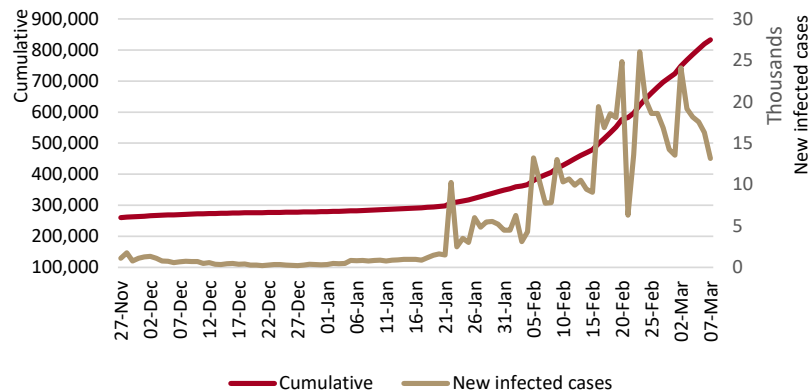
Source: Department of Health of the Hong Kong Special Administrative Region

South Korea COVID-19 - New Cases



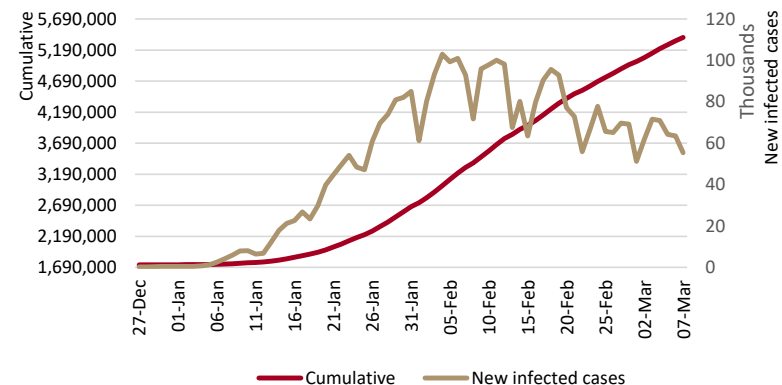
Source: World Health Organization

Singapore COVID-19 - New Cases



Source: World Health Organization

Japan COVID-19 - New Cases



Source: Silk Road Research, Worldometers Info

Disclaimer

DISCLAIMER: Silk Road Research Pte. Ltd.'s market analysis reports and website are provided as general and impersonalized business and financial information and commentary, and have been prepared without regard to the financial circumstances or objectives of any particular person. This report has been prepared by Silk Road Research Pte. Ltd. mainly for distribution to market professionals and institutional investors. This content does not constitute investment advisory services or a recommendation, offer or solicitation to purchase, sell or otherwise trade in relation to any particular security. We are not responsible for the consequences of any trading conducted in reliance on any of our content. Silk Road Research Pte. Ltd. recommends that investors independently evaluate particular investments and strategies, and encourages investors to seek the advice of a financial adviser. The appropriateness of an investment or strategy will depend on an investor's circumstances and objectives.

The information herein is not intended to be a complete analysis of every material fact in respect to any company, industry or subject discussed, nor by itself sufficient upon which to base an investment decision. Silk Road Research Pte. Ltd. uses a set of colors to represent its view: Green denotes positive, Beige denotes neutral, and Red denotes negative. These colors are not a recommendation to buy, sell or hold a security.

Nothing contained in this report or on our website constitutes investment advice and the information and opinions contained in this report or on our website is to be used solely for informational purposes, and should not be regarded as an offer, or a solicitation of an offer to buy or sell a security, financial instrument or service.

Silk Road Research Pte. Ltd. believes the information contained in our market analysis and website has been obtained from sources we believe to be reliable but makes no representation that it is complete or accurate. Anecdotes or survey responses represent the view of a specific industry contact(s) and do not necessarily represent the overall market and do not reflect the opinion of Silk Road Research Pte. Ltd. unless specified. We make no warranties or representations regarding the accuracy, completeness, usefulness or timeliness of such information or of any of our opinions or other content, and such information is valid only as of the date of issuance, and we assume no responsibility to anyone relying on such information, opinions or other content for their particular purposes. Such information, opinions and other content are subject to change without notice and we assume no responsibility to update or amend them.

Silk Road Research Pte. Ltd. offers independently prepared Market Analysis and conducts general business surveys from a wide variety of sources. We publish the results of these surveys, as well as collect and offer market commentary to our clients. We compile and summarize daily news from diverse resources. We do not offer securities execution services in public markets or conduct investment-banking activities. We do not offer private funds or manage pooled investment vehicles.

This information is solely for the intended recipient, and may not be copied, disseminated or forwarded to anyone without prior consent.

ANALYST CERTIFICATION: Each Silk Road Research analyst whose name appears on a report hereby certifies that (i) the recommendations and opinions expressed in the said report accurately reflect the analyst's personal views about any and all of the securities or issuers discussed herein that are within such analyst's coverage universe and (ii) no part of the analyst's compensation was, is, or will be, directly or indirectly, related to the specific recommendations or views expressed by the analyst in this report. Silk Road Research analysts (or household members) are not permitted to have a financial interest in covered companies.

This report, and the contents contained herein is independent from, and has no ties to, any broker-dealer or issuer.